




Rapid Handheld UVC Sanitizer Wands

Portable 253.7 nm Ultraviolet Disinfection
Kills Viruses, Bacteria, Fungi & More

Rapid Handheld UVC Sanitizer Wands



 The Centers for Disease Control and Prevention (CDC) recommends a UV lamp intensity of **40 $\mu\text{W}/\text{cm}^2$** at the center of the work area to ensure surface decontamination.

Mini UVC Sanitizer Wand

#10994 SES-UVCHS



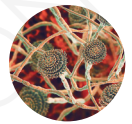
UVC Kills



Viruses




Bacteria



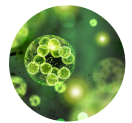
Fungi



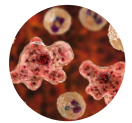
Mold



Yeast



Algae



Amoebas



Allergens

FEATURES

1. Clinically proven to eliminate 99.9% of all viruses, bacteria, fungi, mold, yeast, algae, amoebas, and other germs and allergens within seconds of 253.7 nm UVC exposure.
2. The folding design fits in pockets and purses so you can easily use it anywhere.
3. Hypoallergenic sanitizing does not leave irritants or toxic chemicals behind.
4. Contact-free disinfection reduces the chance of human error and cross-contamination.
5. A replaceable UVC bulb means this device will outlive any LED ultraviolet wand.
6. Reduces the need to buy and handle corrosive cleaners. (Does not replace soap/water)

SPECIFICATIONS CE FC

Model:	Mini UVC Sanitizer Wand
Folded Size:	5"(L) x 1.3"(W) x 2"(D)
Extended Size:	8.5"(L) x 1.3"(W) x 2"(D)
Power:	2W DC
UV Strength:	$\geq 2,750 \mu\text{W}/\text{cm}^2$ (at 1.5 in)
UVC Wavelength:	253.7 nm
UVC Lamp:	Mercury Quartz
Bulb Lifespan:	$\geq 15,000$ hours
Power Supply:	4 AAA Batteries (Not Incl.)
Weight:	1.1 oz
Certifications:	CE, FCC



TIPS & SAFETY

- To maximize effectiveness, ensure the subject of disinfection is clear of debris
- Take care to avoid direct or prolonged exposure of UVC to skin and eyes
- Keep out of reach of children and pets, this is not a toy
- Do not hold an object while sanitizing it
- Can be used on food, tests have not shown any loss in quality or nutrition
- Should not be used on house plants
- If the lamp breaks use a wet paper towel to clean up, and do not inhale
- As distance from a subject is increased, exposure time should be prolonged

INSTRUCTIONS

Unfold the wand using the quick release switch and make sure the area is clear. You should try to aim downwards to reduce the risk of accidentally looking directly at the activated lamp.

Small Objects: Hold wand ~1/2 inch above item for 15-20 seconds on both sides.

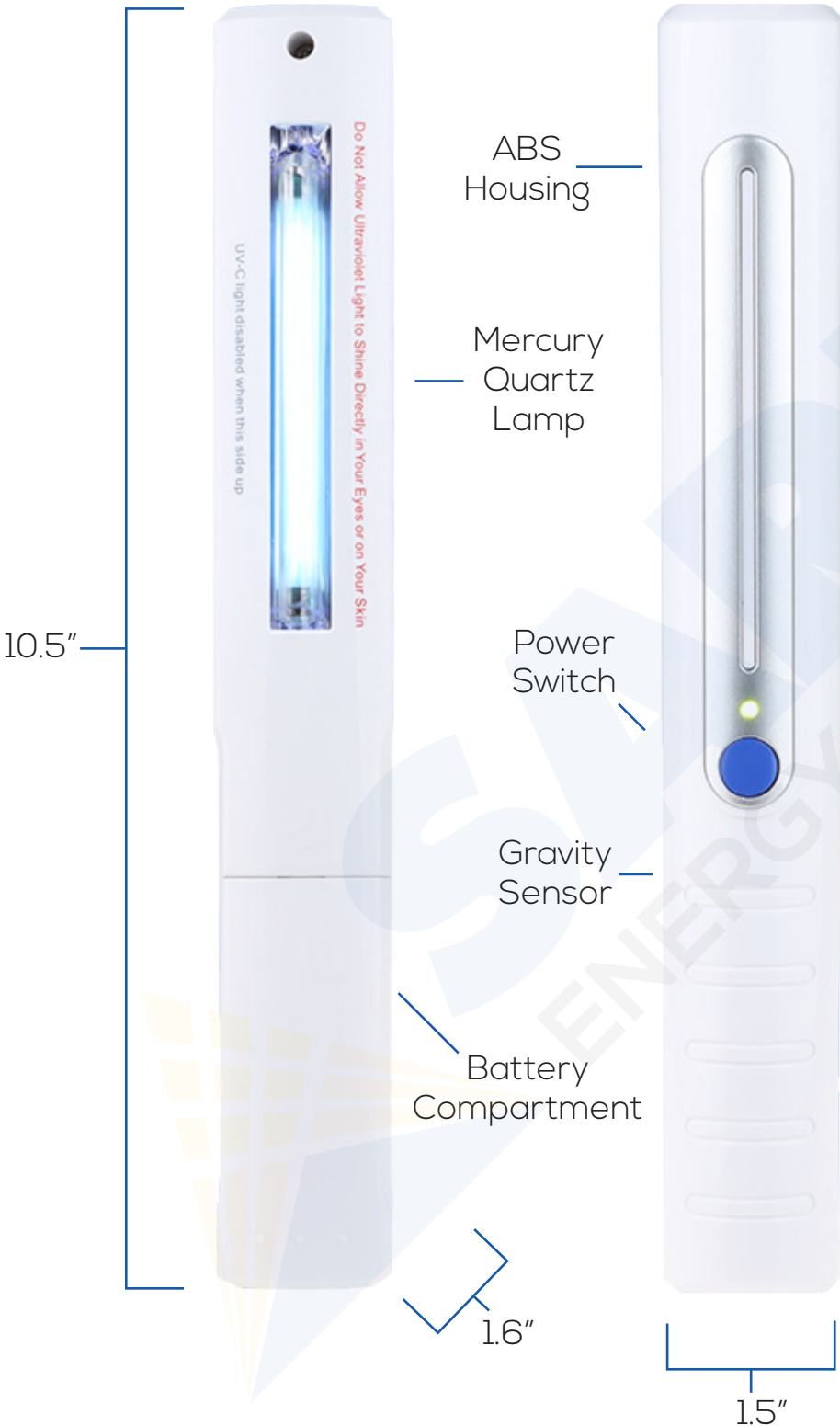
(This includes breathing masks, door knobs, handles, phones, money, utensils, keys, sponges, eye glasses, remotes, computer mice, wallets, toothbrushes, pacifiers, light switches, etc.)

Medium Sized Objects: Hold wand ~1/2 inch above item for 15-20 seconds on all sides.

(This includes books, keyboards, shoes, tools, steering wheels, tablets, toys, pet bowls, mail, dining menus, elevator buttons, cutting boards, purses, coffee machines, store racks etc.)

Portable UVC Sanitizer Wand

#10995 SES-UVCHM



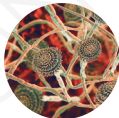
UVC Kills



Viruses




Bacteria



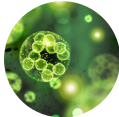
Fungi



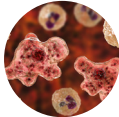
Mold



Yeast



Algae



Amoebas



Allergens

FEATURES

1. Clinically proven to eliminate 99.9% of all viruses, bacteria, fungi, mold, yeast, algae, amoebas, and other germs and allergens within seconds of 253.7 nm UVC exposure.
2. A gravity sensor temporarily deactivates the wand when facing up as a safety precaution.
3. Hypoallergenic sanitizing does not leave irritants or toxic chemicals behind.
4. Contact-free disinfection reduces the chance of human error and cross-contamination.
5. A replaceable UVC bulb means this device will outlive any LED ultraviolet wand.
6. Reduces the need to buy and handle corrosive cleaners. (Does not replace soap/water)

SPECIFICATIONS CE FC

Model:	Portable UVC Sanitizer Wand
Wand Size:	10.5"(L) x 1.5"(W) x 1.6"(D)
Power:	4W DC
UV Strength:	≥3,000 μW/cm ² (at 1.5 in)
UVC Wavelength:	253.7 nm
UVC Lamp:	Mercury Quartz
Bonus Features:	G-Sensor, Wrist Strap
Bulb Lifespan:	≥15,000 hours
Power Supply:	4 AA Batteries (Not Incl.)
Weight:	4.8 oz
Certifications:	CE, FCC



TIPS & SAFETY

- To maximize effectiveness, ensure the subject of disinfection is clear of debris
- Take care to avoid direct or prolonged exposure of UVC to skin and eyes
- Keep out of reach of children and pets, this is not a toy
- Do not hold an object while sanitizing it
- Can be used on food, tests have not shown any loss in quality or nutrition
- Should not be used on house plants
- If the lamp breaks use a wet paper towel to clean up, and do not inhale
- As distance from a subject is increased, exposure time should be prolonged

INSTRUCTIONS

Place the wrist strap over your hand to secure the wand, then hold the button. You should try to aim downwards to reduce the risk of accidentally looking directly at the activated lamp.

Small Objects: Hold wand ~1 inch above item for 15-20 seconds on both sides.

(This includes breathing masks, door knobs, handles, phones, money, utensils, keys, sponges, eye glasses, remotes, computer mice, wallets, toothbrushes, pacifiers, light switches, etc.)

Medium Sized Objects: Hold wand ~1 inch above item for 15-20 seconds on all sides.

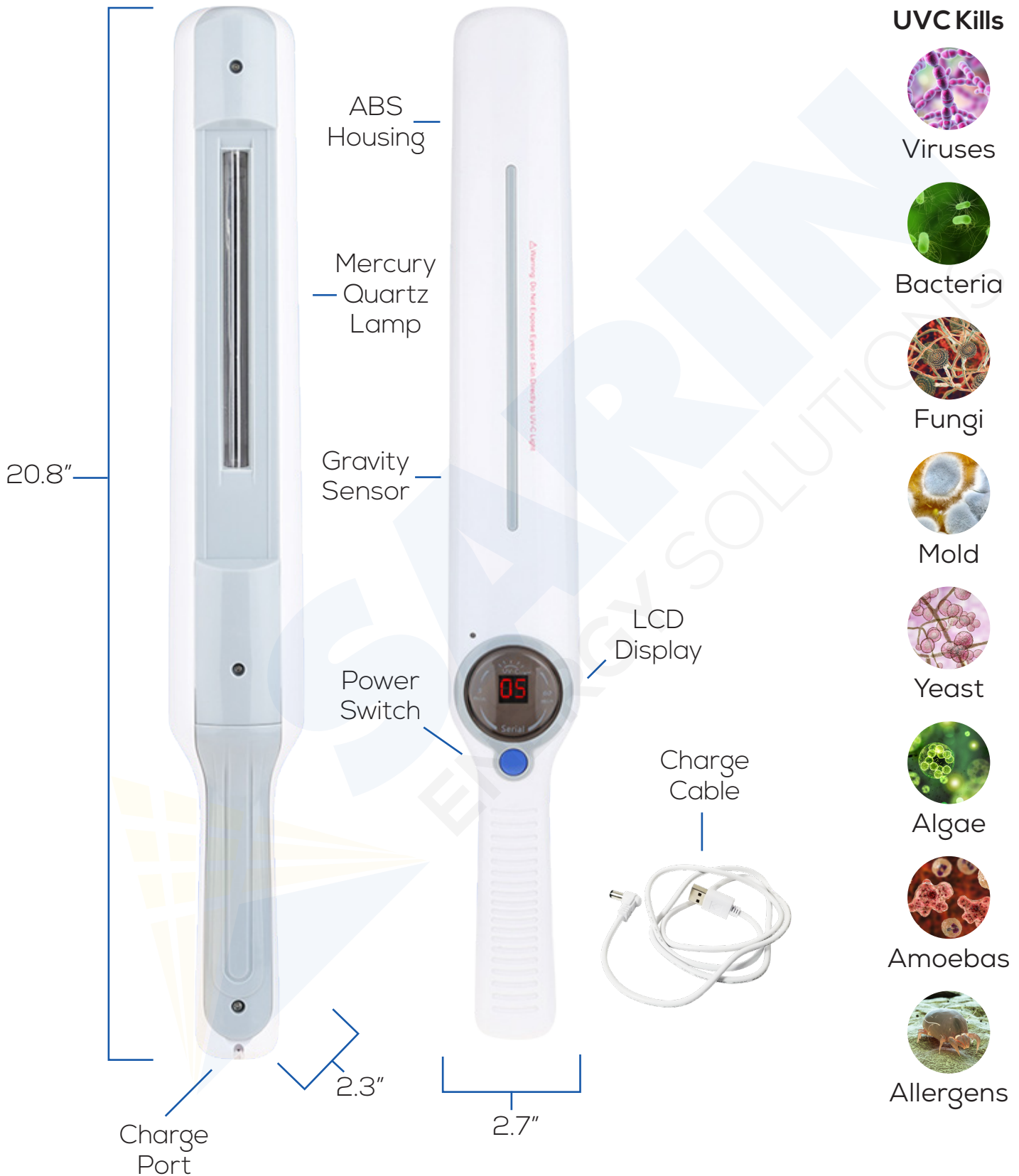
(This includes books, keyboards, shoes, tools, steering wheels, tablets, toys, pet bowls, mail, dining menus, elevator buttons, cutting boards, purses, coffee machines, store racks etc.)

Surfaces: Hold wand ~2 inches above surface for 20-25 seconds and slowly cover entire area.

(This includes table tops, counters, sinks, faucets, toilets, refrigerators, pillows, bedding, break rooms, towels, clothing, shelves, ATMs, desks, bathtubs, shopping carts, exercise mats, etc.)

UVC Sanitizer Wand

#10996 SES-UVCHL



FEATURES

1. Clinically proven to eliminate 99.9% of all viruses, bacteria, fungi, mold, yeast, algae, amoebas, and other germs and allergens within seconds of 253.7 nm UVC exposure.
2. A gravity sensor temporarily deactivates the wand when facing up as a safety precaution.
3. Easy to read LCD display and low battery warning light. (Rechargeable internal battery)
4. 5-minute, 60-minute, or unlimited auto-timer option.
5. Hypoallergenic sanitizing does not leave irritants or toxic chemicals behind.
6. A replaceable UVC bulb means this device will outlive any LED ultraviolet wand.

SPECIFICATIONS CE FC

Model:	UVC Sanitizer Wand
Wand Size:	20.8"(L) x 2.7"(W) x 2.3"(D)
Power:	6W DC
UV Strength:	≥3,500 μW/cm ² (at 1.5 in)
UVC Wavelength:	253.7 nm
UVC Lamp:	Mercury Quartz
Bonus Features:	G-Sensor, Wrist Strap, LCD Display, Battery
Bulb Lifespan:	≥15,000 hours
Rechargeable:	2,400 mAh Ni-MH
Charger:	5V 1A USB Charger (Not Incl.)
Weight:	13.2 oz



TIPS & SAFETY

- To maximize effectiveness, ensure the subject of disinfection is clear of debris
- Take care to avoid direct or prolonged exposure of UVC to skin and eyes
- Keep out of reach of children and pets, this is not a toy
- Do not hold an object while sanitizing it
- Can be used on food, tests have not shown any loss in quality or nutrition
- Should not be used on house plants
- If the lamp breaks use a wet paper towel to clean up, and do not inhale
- As distance from a subject is increased, exposure time should be prolonged

INSTRUCTIONS

Place the wrist strap over your hand to secure the wand, then activate the timer. You should try to aim downwards to reduce the risk of accidentally looking directly at the activated lamp.

Small Objects: Hold wand ~1 inch above item for 10-15 seconds on both sides.

(This includes breathing masks, door knobs, handles, phones, money, utensils, keys, sponges, eye glasses, remotes, computer mice, wallets, toothbrushes, pacifiers, light switches, etc.)

Medium Sized Objects: Hold wand ~1 inch above item for 10-15 seconds on all sides.

(This includes books, keyboards, shoes, tools, steering wheels, tablets, toys, pet bowls, mail, dining menus, elevator buttons, cutting boards, purses, coffee machines, store racks etc.)

Surfaces: Hold wand ~2 inches above surface for 15-20 seconds and slowly cover entire area.

(This includes table tops, counters, sinks, faucets, toilets, refrigerators, pillows, bedding, break rooms, towels, clothing, shelves, ATMs, desks, bathtubs, shopping carts, exercise mats, etc.)